

STUDENT EXAM GUIDES

MAY/JUNE 2022



STUDENT EXAM GUIDE 06: TAKE-HOME (ASSIGNMENT) ASSESSMENTS

Version 05/05/2022



Take-Home (Assignment) assessments are conducted offline within a specific time period. You will need to visit the modules exam site to download the question paper and upload your answer script once completed. You might already be familiar with the Take-Home type of assessments as they are the same as upload assignments.

Follow the steps below to complete a Take-Home exam assessment:

1. Open the **Take-Home (Assignment)** assessment.
2. Download the **question paper** and note any **additional information** provided, such as the proctoring tool to be used.

A screenshot of an online exam interface. At the top, the text "STA4820-Exam May/June 2022" is displayed. Below this, a red-bordered box contains the text "May_June 2022 online examination rules" and "This exam is TWO hours, and you have TWO attempts." At the bottom left, there is a red-bordered button with a PDF icon and the text "Question Paper". A red triangle points to this button. At the bottom right, the text "4 May 2022, 3:01 PM" is shown.

3. Complete the Take-Home assessment in MS Word or on paper.
Note: MS Word documents need to be saved as PDF documents, and paper-based answers must be scanned into a combined PDF document.


- When ready to submit, open the Take-Home (Assignment) assessment again and click on the **Add Submission** button.

Submission status

Submission status	No attempt
Grading status	Not marked
Due date	Saturday, 11 June 2022, 12:00 AM
Time remaining	37 days 8 hours
Last modified	-


Submission comments

▶ Comments (0)




Add submission

- Note the file requirements such as:
 - File size limit.
 - Number of files that can be submitted.
 - File formats allowed.
- Check the acknowledgment **checkbox** and **upload your answers document** and then click on the **Save changes** button.


File submissions

This submission is my own work, except where I have acknowledged the use of the works of other people. 

Maximum file size: 50MB, maximum number of files: 1

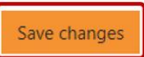

 

Files


A Sample PD...

Accepted file types:

Document files .doc .docx .epub .gdoc .odt .oth .ott .pdf .rtf
PDF document .pdf
Word 2007 document .docx
Word document .doc


 

7. Review your submission information regarding the status and click on your submission file link to check if it's correct.

Submission status

Submission status	Submitted for grading
Grading status	Not marked
Due date	Saturday, 11 June 2022, 12:00 AM
Time remaining	37 days 8 hours
Last modified	Wednesday, 4 May 2022, 3:05 PM

File submissions

 A Sample PDF.pdf	4 May 2022, 3:05 PM
--	---------------------

Submission comments


▶ Comments (0)

8. If you need to resubmit a file, you can click on the **Edit Submission** button.
Note: You will need to delete any existing files.

Submission status



Submission status	Submitted for grading
Grading status	Not marked
Due date	Saturday, 11 June 2022, 12:00 AM
Time remaining	37 days 8 hours
Last modified	Wednesday, 4 May 2022, 3:05 PM


File submissions

 A Sample PDF.pdf	4 May 2022, 3:05 PM
--	---------------------

Submission comments

▶ Comments (0)


[Edit submission](#) [Remove submission](#) 



The following video will guide you through all the steps listed above:

<https://youtu.be/zGI7kqymXgQ>